



AMERICANS SUPPORT SCHOOL CHOICE

The Facts About School Choice



ALLIANCE FOR SCHOOL CHOICE

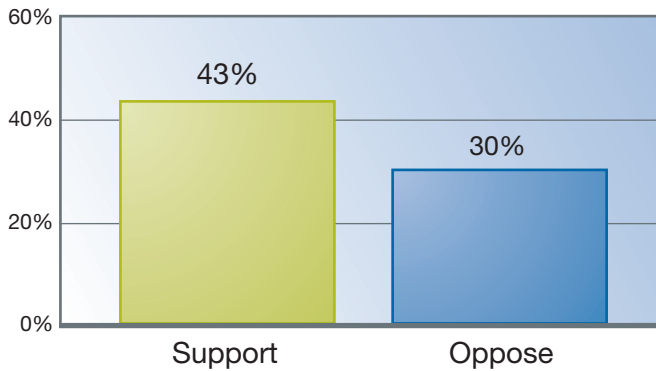
1660 L Street, NW, Suite 1000 · Washington, D.C. 20036

Phone: (202) 280-1990 · info@allianceforschoolchoice.org · AllianceForSchoolChoice.org

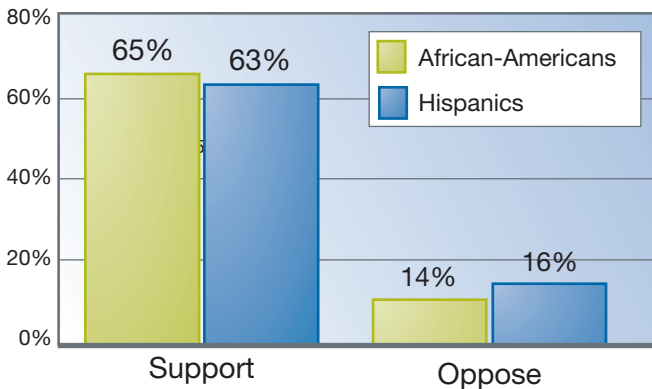
ALLIANCE FOR SCHOOL CHOICE

Polling at the national level in 2008 reveals strong public support for private school choice.

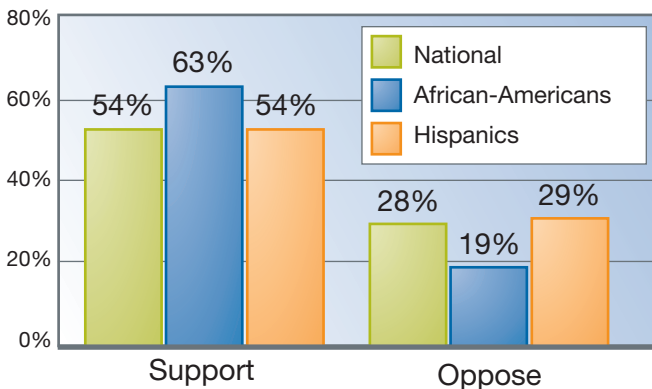
Americans Support Vouchers to Increase Educational Opportunities for Low-Income Students



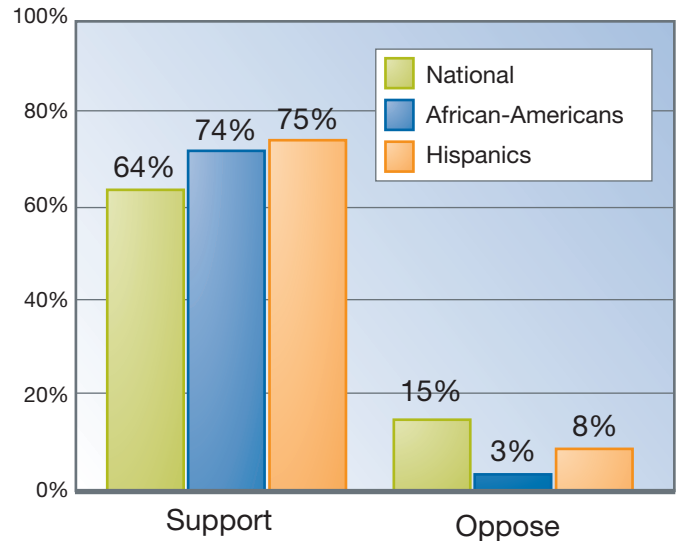
African-Americans and Hispanics Support Vouchers for Low-Income Students



Americans Favor Tax Credit Programs Covering Private School Educational Expenses



Americans Support Tax Credits for Public and Private Educational Expenses



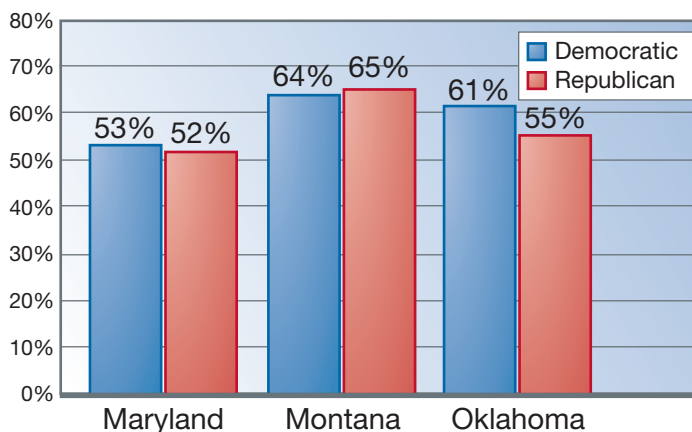
National polling source: The 2008 *EducationNext*/Harvard PEPG Survey of Public Opinion

Polling conducted at the state level in 2008 also reveals solid support for school choice.

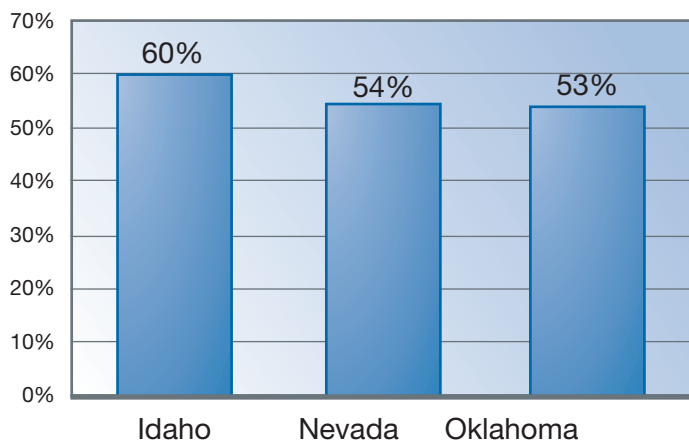
In Maryland, Montana, and Oklahoma, support for school choice crosses party lines.

- In Maryland, 53 percent of Democrats and 52 percent of Republicans support scholarship tax credits.
- In Montana, 64 percent of Democrats and 65 percent of Republicans support scholarship tax credits; 55 percent of Democrats and 53 percent of Republicans support vouchers.
- In Oklahoma, 53 percent of Democrats and 54 percent of Republicans support school vouchers; 61 percent of Democrats and 55 percent of Republicans favor the recently proposed scholarship tax credit legislation.

Support for Scholarship Tax Credits Crosses Party Lines



Voters in Idaho, Nevada, and Oklahoma Support Vouchers



In Idaho, voters support private school choice.

- 60 percent of voters support vouchers.
- 57 percent of voters support corporate scholarship tax credits.

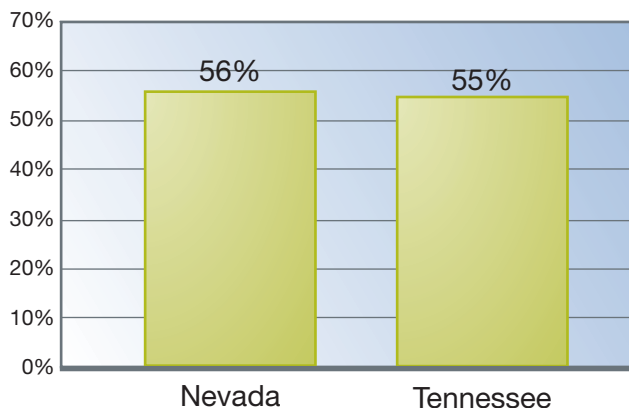
In Nevada, voters support private school choice.

- 54 percent of voters support school vouchers.
- 56 percent of voters favor special education scholarships.
- 53 percent of voters favor a scholarship tax credit program.

In Tennessee, voters support private school choice.

- 52 percent of voters support corporate scholarship tax credits.
- 55 percent of voters support special needs scholarships.

Voters in Nevada and Tennessee Support Special Needs Scholarships



State polling source: The Friedman Foundation for Educational Choice